



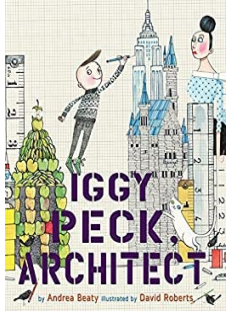



Programming Activities

Monday 3/23	Tuesday 3/24	Wednesday 3/25	Thursday 3/26	Friday 3/27
<p>3:30pm</p> <p>Sharky's Adventure with The Aquarium of the Pacific</p> 		<p>3:30pm</p> <p>Go to the Zoo with Tori to Explore African Penguins</p> 	<p>3:30pm</p> <p>Magic Lesson with The Amazing Max</p> 	
<p>Materials Needed:</p> <p>Your Imagination & Questions for the Marine Biologist at the Aquarium</p>		<p>Materials Needed:</p> <p>(2) Paper Plates (1) Popsicle Stick Glue Scissors Construction Paper Different Colors Markers Origami Paper or Two different color computer paper sheets (30-50) Cotton Swabs</p>	<p>Materials Needed:</p> <p>(1) Pencil (2) Paper clips (1) Dollar bill (1) Deck of cards (1) quarter (1) nickel (2) pennies</p>	





Storybook Steam Week

Monday 3/30	Tuesday 3/31	Wednesday 4/1	Thursday 4/2	Friday 4/3
<p>3:30pm (No One Attended Try Again Different Date)</p> <p>Storybook Steam-->Horton Hatches an Egg</p>	<p>3:30pm</p> <p>Storybook Steam->Iggy Peck Architect</p> <p>Differentiate and Design 2D and 3D structures</p>		<p>3:30pm</p> <p>Storybook Steam->Pete The Cat Out of this World</p> <p>Make a Pop Rocket with</p>	

<p>Construct a nest that can hold Horton's weight and protect an egg!</p> 	<p>like Iggy Peck</p>  <p>https://www.youtube.com/c/StorytimewithRyanandCraig</p>		<p>Alka-Seltzer & Water or Baking Soda & Vinegar</p> 	
<p>Materials Needed:</p> <p>Construction Paper Different Colors (1) Balloon Markers or Colored Pens (1) Plastic Easter Egg Toilet paper or Tissues or paper towel rolls Yarn Pipe cleaners Tape Scissors Tissue Paper Cotton Balls Cotton Swabs</p>	<p>Materials Needed:</p> <p>Box of toothpicks Mini Marshmallows or gum drops, or Gummies Construction Paper Pencil Scissors Glue</p>		<p>Materials Needed:</p> <p>Newspaper Paint, Brush & Water Cup Craft Buttons or Beads Markers Construction Paper (1) tin can (or you can use a toilet paper roll wrapped in aluminum foil instead) Googly Eyes (as many as you wish) Low temp hot glue gun or glue dots for younger kids Scissors Glue Stick Scissors</p> <p><i>Launching Rocket Cup Craft with Robot printed onto</i></p>	




			cardstock or print on computer paper than glue on cardboard Crayons Two 9 oz paper cups Rubberbands Tape	
--	--	--	--	--

Animal Adaptations




Monday 4/6	Tuesday 4/7	Wednesday 4/8	Thursday 4/9	Friday 4/10
<p>3:30pm</p> <p>Birds→ Beaks</p> <p>Build your own bird beak and determine which type of food it is best suited to eat!</p> 	<p>7:00pm</p> <p>Pajama Story Time→ Viewer's Choice</p> 	<p>3:30pm</p> <p>Sea Turtles→ Thermoregulation</p> <p>Zoom with Sea Turtle, Inc. we will meet Fred a rescued sea turtle and learn how to protect these species.</p> 	<p>3:30pm</p> <p>Animal Camouflage</p> <p>Can you spot camouflaged candy?</p> <p>Test your ability to identify species when camouflaged. Design your own chameleon to be camouflage.</p> 	
<p>Materials Needed:</p> <p>1 Paper Plate or bowl 1 cup 2 chopsticks or skewers or straws 1 spoon 1 clothespin 1 popsicle stick</p>	<p>Materials Needed:</p> <p>Your imagination and Pjs</p>	<p>Materials Needed:</p> <p>Your questions for the Marine Biologist and Manners when meeting Fred :)</p>	<p>Materials Needed:</p> <p>Skittles or M&Ms Construction Paper A medium sized basket or bin (any material) Scissors Scrapbook or</p>	

Rice String or Gummy Worms Any type of pasta noodles Sunflower seeds, dry beans or mini-M&Ms			wrapping paper of different patterns Glue Chameleon template page Markers or colored pencils	
--	--	--	--	--




Author Series Week (at least 1 more author will join us this week, TBD)

Monday 4/13	Tuesday 4/14	Wednesday 4/15	Thursday 4/16	Friday 4/17
	Author Doreen Cronin "Duck for President", "Click, Clack, Moo, Cows That Type" @3:30-4:30pm EST 	"Zoo Zen: A Yoga Story for Kids" by Kristen Fischer @4-5pm EST 	Author Andrea Beaty of "The Questioners Series" @3-4pm EST 	
Materials Needed:	Materials Needed: Paper Plate Construction Paper 2-Popsicle sticks Markers Glue Scissors Googly Eyes or (black and white construction paper)	Materials Needed: A yoga mat or blanket Your Imagination to create your own Zoo animal Yoga moves!	Materials Needed: An old or blank CD disk Hot glue gun or strong glue Sports Drink Bottle or Empty 16/20oz Soda Bottle with Cap Balloon Markers and or Stickers to decorate	Materials Needed:

Occupation Exploration

Monday 4/20	Tuesday 4/21	Wednesday 4/22	Thursday 4/23	Friday 4/24
<p>Omaha's Henry Doorly Zoo & Aquarium → Elephants Live @3:30-4:30pm</p> 	<p>TBD</p>	<p>Careers with Animals at Greenville Zoo @ 3:30-4:15pm EST</p> 	<p>Police Officer, Patrol 101 with Rockville City Police Department</p> 	
<p>Materials Needed: Imagination and questions for the Zookeepers.</p>				

Engineering The Universe

Monday 4/27	Tuesday 4/28	Wednesday 4/29	Thursday 4/30	Friday 5/01
<p>3:30pm Intro to the Solar System</p> <p>Create a 3D model of our Solar System</p> <p>Create your own Planet Contest</p> 		<p>3:30pm Exploring the Stars</p> <p>Marshmallow Constellations</p> <p>DIY Constellation Projector</p> 	<p>3:30pm Landing on the Moon</p> <p>Moon Phases</p> <p>Design and Build a Moon Buggy to travel to the Moon</p> 	

<p>Materials Needed: Pencil Scissors Crayons Glue sticks 9 Styrofoam balls various sizes for planets and the largest 1 for the Sun (or can use cut outs from paper plates)</p> <p>9 skewer sticks, straws Or popsicle sticks & string for paper plate model</p> <p>Paint, paint brushes & water cups (Or markers will do just fine)</p> <p>Worksheet</p>		<p>Materials Needed: Pencil Toothpicks (50 each) Mini marshmallows (50 each) Computer Paper Toilet Paper Roll Scissors Rubber band or tape Flashlight or phone light</p>	<p>Materials Needed: Worksheet 6 pack of Oreos</p> <p>Mini & Large Marshmallows Straws and or toothpicks Construction paper Scissors Glue Pencil Tape Foil Markers and or paint</p>	
--	--	---	--	--

Links:

- <https://betterlesson.com/community/document/1189971/horton-hatches-the-egg-pdf>
- <http://www.openculture.com/freeaudiobooks>
- <https://www.creativelittleexplorers.com/launching-rocket-robot-cup-craft-printable-stem-activity/>
- <https://lifeovercs.com/rosie-revere-engineer-storybook-stem-challenge-paper-plate-hovercraft/>
- <http://ritureddi.blogspot.com/2014/09/birds-adaptations-and-more.html?sref=pi>
- <https://academy.animaljam.com/posts/bird-beak-game>
- <https://homeschool-101.com/animal-camouflage-activity/>
- <https://www.easypeasyandfun.com/tin-can-robots/>
- <https://iheartcraftythings.com/painted-newspaper-robot-craft.html>
- <https://www.easypeasyandfun.com/tin-can-robots/>

